

## Review on Transformer Cooling With Different Methods

Bhadane Varsha<sup>1</sup>, Ahire Umesh<sup>2</sup>, Chavan Piyush<sup>3</sup>,  
Sajid Khan<sup>4</sup>, Bhamre Kajal<sup>5</sup>

<sup>1,2,3,4,5</sup>(Department of Electrical Engineering, MMANTC, Mansoor, Malegaon, India)

**Abstract :** In parching process of diffusion transformers with Low Frequency Heating (LFH) method, the heating currents are vaccinated in windings while energetic parts ore saved in vacuum .At this situation, the heat flow done winding layers is approved out by radiation, which is a inferior mean of heat transfer, By carrying out the temperature control and inspection system for power transformer windings using fiber optic sensors, ICMET Craiova aligned itself to the needs of the global values. Based on the state of the test of transformer temperature rise, this system is planned for the auto-control of the test process. The flexibility of a transformer enables it to have a wide range of applications. One of the most significant parameter that has an effect on the transformer insulation is the 'TEMPERATURE'. In a non-oil transformer, temperature has more meaning because the whole cooling medium is air. Hence, the factor to be controlled is the fan speed that differs invariantly with the load.

**Keywords** – Fiber Optic, LFH (Low Freq. Heating Control), Monitoring System, ONAN.

### I. Introduction

Winding temperature is an essential measure and in power transformers, which characterizes the condition, load limit and working existence of transformers. Currently, for monetary reasons there is expanding distraction with keeping the transformers in administration for whatever length of time that conceivable. The fundamental measure which confines the transformer load limit and life expectancy is somewhat the limit of the transformer to scatter the warmth produced inside to nature.

In this way, data about transformer warm conduct can realize an enhancement in the utilization of transformers. Certain quick creating disappointment can be analyzed through online examination of a deliberate, for example, twisting temperature, with a determined esteem, acquired utilizing the physical model. Supplanting this gear is a tedious, very costly and completely vital activity when no effective and safe strategies can be found to broaden working life. As one of the providers of capacity parameters checking frameworks in power transformers, ICMET Craiova plans to adjust itself to the universal norms identifying with winding temperature observing utilizing fiber optic sensors.

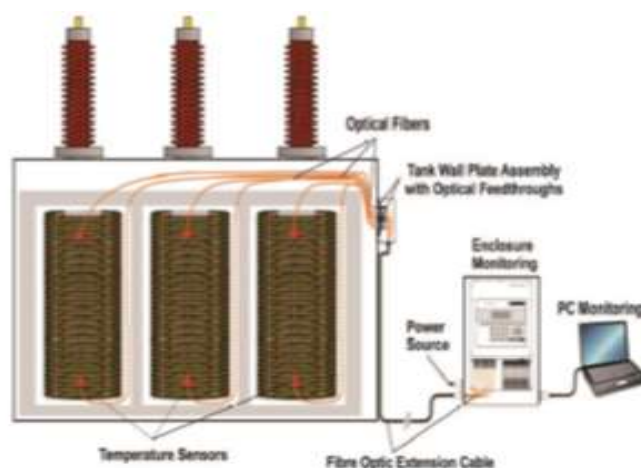


Fig. 1: Transformer monitoring

### II. Description Of Monitoring System

Fiber optic observing empowers genuine ,problem area, estimation by detecting temperature straightforwardly in the windings [3]. Notwithstanding being invulnerable to High Voltage, RFI, EMI and

transformer oil or SF6 gas, this immediate, unique estimation framework enables utilities to check transformer structure information and assembling quality;

- Achieve safe augmentation of typical stacking with no harm to protection or decrease of transformer administration life;
- Increase limit with regards to dynamic stacking;
- Accurately decide the working temperature which can be considered as reference point for further assembling;
- Diagnose disappointments in the cooling framework which would not be analyzed through ordinary techniques;
- Simplify the control and support exercises by utilizing the condition based technique;
- Allow the control of the cooling framework [5] relying upon the winding problem area temperature [4], which adds to the augmentation in transformer working life.

### III. Impact Of Moisture On Temperature

Non-oil types can work under every single surrounding condition for business structures and light assembling offices. Non-oil type transformer's walled in area will for the most part have louvers for ventilation. Yet, these can be influenced by unfriendly conditions like dampness, destructive exhaust, dust and so forth. Temperature has an immediate impact on dampness. In the event that the air has 100 percent dampness, the genuine temperature is high and if the dampness content is low, real temperature is additionally low.

### IV. Contol Of Temperature

The less demanding approach to control the fan speed is with the fluffy control, which gives us littler and increasingly productive projects. With the wide extent of fluffy rationale, it empowers us to consider the non-linearity. In this way, in light of the condition set, the fluffy tenets can be detailed. Notwithstanding the extraordinary estimations of every single parameter, all conceivable moderate states must be considered amid the way toward surrounding the standard set. Most importantly assignment is the arrangement of principle base. Here the sources of info are temperature, burden, and dampness while fan speed is the yield variable. To allot the degree to every participation work, few example rules utilized are to fathom these arrangements of guidelines.

In light of the semantic principles, these degrees are allocated to every enrollment work. This progression empowers us to change over the fluffy triangle code for every participation work into the halfway conditions very much determined. These fluffy triangles are only a pictorial portrayal of the enrollment work, giving its breaking points and furthermore the genuineness of each semantic principle.

In LFH process heat is exchanged from the windings to the protection by conduction and from the twisting protection to boundary by radiation. The accompanying relations express the warmth stream:

$$Q = \frac{\theta}{R_{th,C}} + mC \frac{d\theta}{dt}$$

$$Q = \epsilon \sigma A T_1^4 - T_2^4$$

The thermal model of a system, consist of a conductor, insulation, and a case of Fig.1 can he shown as Fig.2 in SPICE environment.

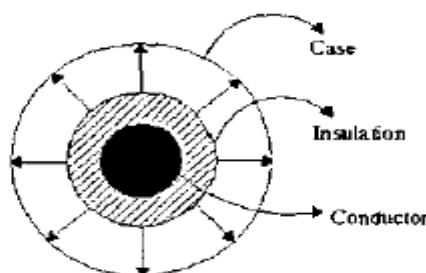


Fig. 2: Heat transfer in system

## V. Types Of Cooling

No transformer is really a 'perfect transformer' and henceforth each will acquire a few misfortunes, the greater part of which get changed over into warmth. On the off chance that this warmth isn't scattered legitimately, the abundance temperature in transformer may cause significant issues like protection disappointment. Clearly transformer needs a cooling framework. Transformers can be partitioned in two kinds as

(i) Dry sort transformers and (ii) oil inundated transformers. Extraordinary cooling techniques for transformers are

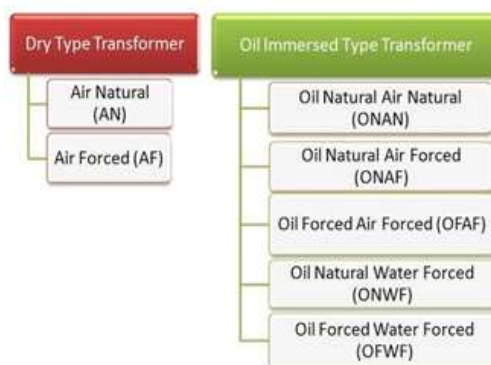


Fig 3: Types of cooling

## VI. Cooling Methods For Dry Type Transformers

Oil Natural Air Natural (ONAN)

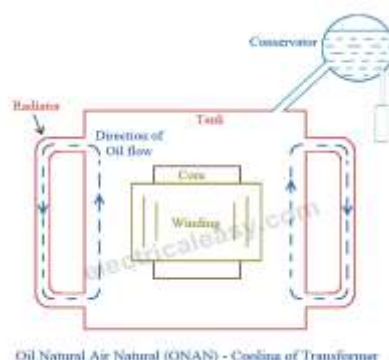


Fig .4 : Oil Natural Air Natural Cooling of Transformer

This technique is utilized for oil submerged transformers. In this strategy, the warmth created in the center and winding is exchanged to the oil. As indicated by the standard of convection, the warmed oil streams the upward way and after that in the radiator. The empty spot is topped off by cooled oil from the radiator. The warmth from the oil will scatter in the environment because of the regular wind current around the transformer. Thusly, the oil in transformer continues circling because of characteristic convection and scattering heat in air because of normal conduction. This strategy can be utilized for transformers up to around 30 MVA.

## VII. Conclusion

The temperature control in a non-oil transformer has been exhibited up until this point, which results in the ideal utilization of the transformers. Here, surmised ongoing qualities can be created with the predicative technique. For complete commonsense usage, it would require to expand the quantity of contributions to suit the relating constant circumstance. And LFH process is a lot quicker, and delivers progressively uniform temperature dissemination.

Direct estimation of winding temperature utilizing fiber optic sensors has a reasonable favorable position the fiber optic sensors have been essentially upgraded with the goal that immediate estimation of winding temperature would turn into the favored strategy to quantify this basic parameter. The similarity of fiber-optic sensors with the assembling condition of the transformers used to be an issue, however it is as of now understood by the utilization of strong strands, by appropriately putting the sensors amid the assembling

procedure and association through the tank divider. Fiber-optic sensors have achieved full improvement for application in power transformers and they ought to wind up a standard component for new transformers.

### **References**

- [1] S.D.Foss, Lazio, Mathematical and Experimental Analysis of Field Drying of Power Transformer Insulation, IEEE Trans. on Power Delivery, Vol8, No. 4, PP 1820-1828, 1993.
- [2] A.G.Zurich, Low Frequency Heat Plants for drying and Oil Filling of Distribution Transformers, MICAFIL Vacuum Technic. by 2007 IEEE International Conference on Control and Automation Guangzhou, CHINA - May 30 to June 1, 2007
- [3] S. P. Kennedy, T. Gordner, J. N. Bérubé, R. Ringlee, J. Aubin, „Hot spot studies for sheet wound transformer windings, 80th International Conference of Doble Clients, Doble Engineering Company, Boston, USA, Apr. 2013.
- [4] S. R Lindgren et al, Determination of reliable Transformer capacity through Direct Hot-spot Temperature Measurement and Safe France, Aug./Sept. 1990 Thermal Loading Limits, presented at the CIGRE International Conference on Large High Voltage Electric Systems. Paris,
- [5] J. N. Bérubé, B. L. Broweleit and J. Aubin, Optimum transformer cooling control with fiber optic temperature sensors, presented at the 6th Annual Technical Conference, Weidmann-ACTI Inc., St. Petersburg, USA, Nov. 2007.